



ಬೃಹತ್ ಬೆಂಗಳೂರು ಮಹಾನಗರ ಪಾಲಿಕೆ
Bruhat Bengaluru Mahanagara Palike



BBMP COVID-19 WAR ROOM BULLETIN – 22.07.2021



ABSTRACT OF COVID-19 CASES IN BENGALURU



	MALE	FEMALE	TRANSGENDER	MALE	FEMALE	TRANSGENDER	TOTAL	
	Last 24 Hours	Last 24 Hours	Last 24 Hours	Cumulative	Cumulative	Cumulative	Last 24 Hours	Cumulative
Positive Cases	252	166	0	7,31,354	4,92,158	132	418	12,23,644
Recovered Cases	702	460	0	7,16,927	4,82,047	104	1,162	11,99,078
Death Cases	1	2	0	10,020	5,794	4	3	15,818
Total Tests Done	In Last 24 hrs : 58,260					Cumulative : 1,61,12,286		
ACTIVE CASES					8,748			

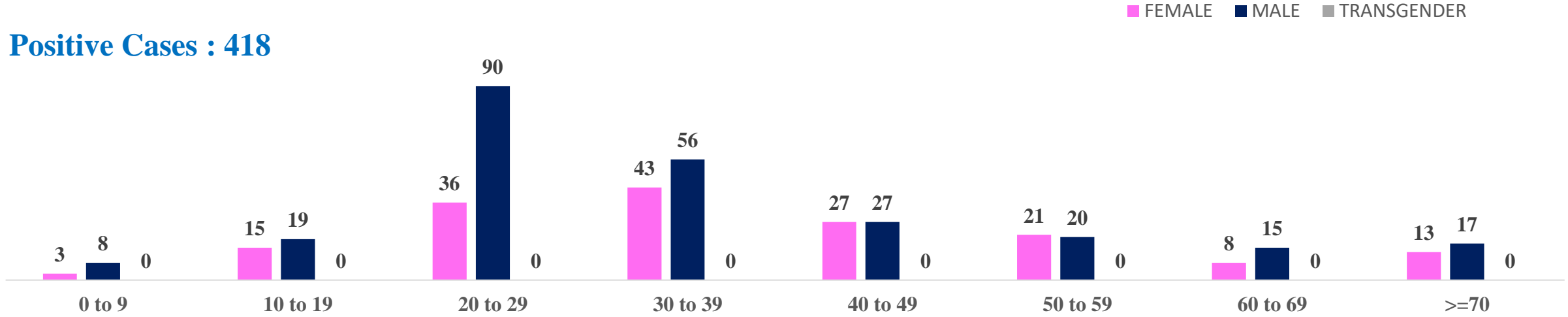
* Covid deaths occurred today : 02 | Covid deaths occurred in last 72 hrs, reported today : 01



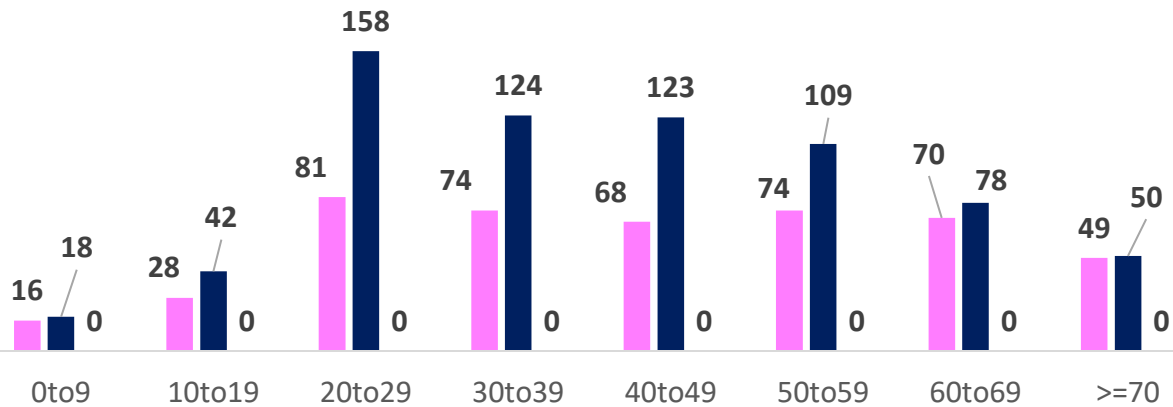
LAST 24 HOURS AGE GROUP AND GENDER WISE DISTRIBUTION



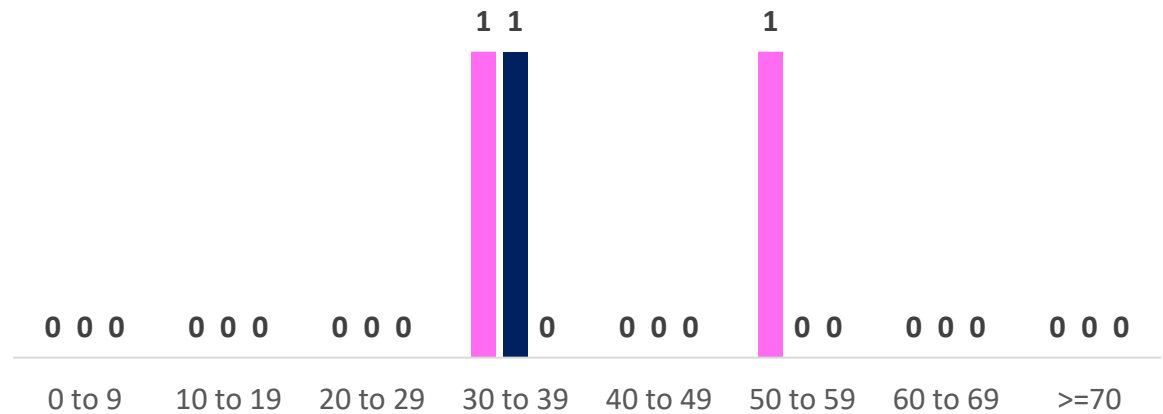
Positive Cases : 418



Recovered Cases : 1,162



Death Cases : 3





SNAPSHOT OF BENGALURU COVID-19 CASES IN LAST 8 WEEKS



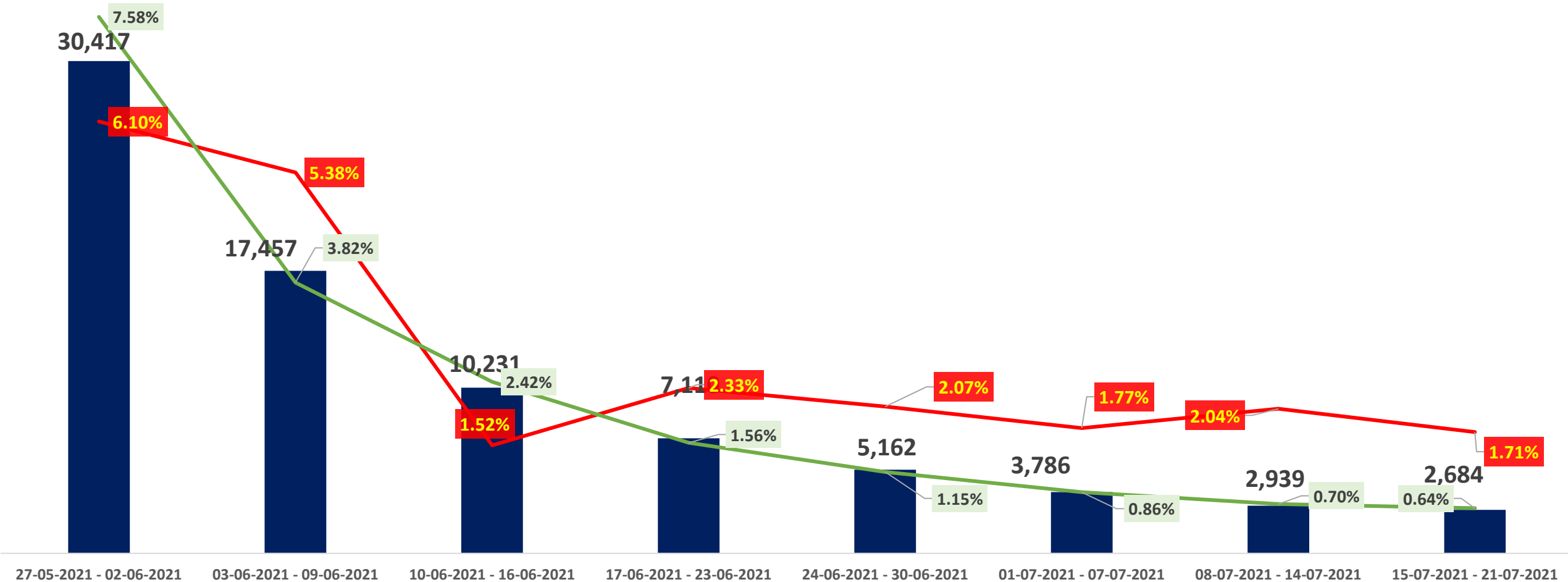
	27/05/21 TO 02/06/21	03/06/21 TO 09/06/21	10/06/21 TO 16/06/21	17/06/21 TO 23/06/21	24/06/21 TO 30/06/21	01/07/21 TO 07/07/21	08/07/21 TO 14/07/21	15/07/21 TO 21/07/21
Total Positive Cases	30,417	17,457	10,231	7,110	5,162	3,786	2,939	2,684
Total Recovered Cases	1,00,548	55,479	26,555	18,851	38,575	23,345	4,245	6,414
Total Death Cases	1,855	939	156	166	107	67	60	46
Case Fatality Rate	6.10%	5.38%	1.52%	2.33%	2.07%	1.77%	2.04%	1.71%
Total Tests Conducted	4,01,497	4,56,429	4,22,387	4,55,171	4,48,924	4,38,001	4,21,873	4,21,293
Positivity Rate	7.58%	3.82%	2.42%	1.56%	1.15%	0.86%	0.70%	0.64%



POSITIVITY AND MORTALITY RATE OF BENGALURU – LAST 8 WEEKS

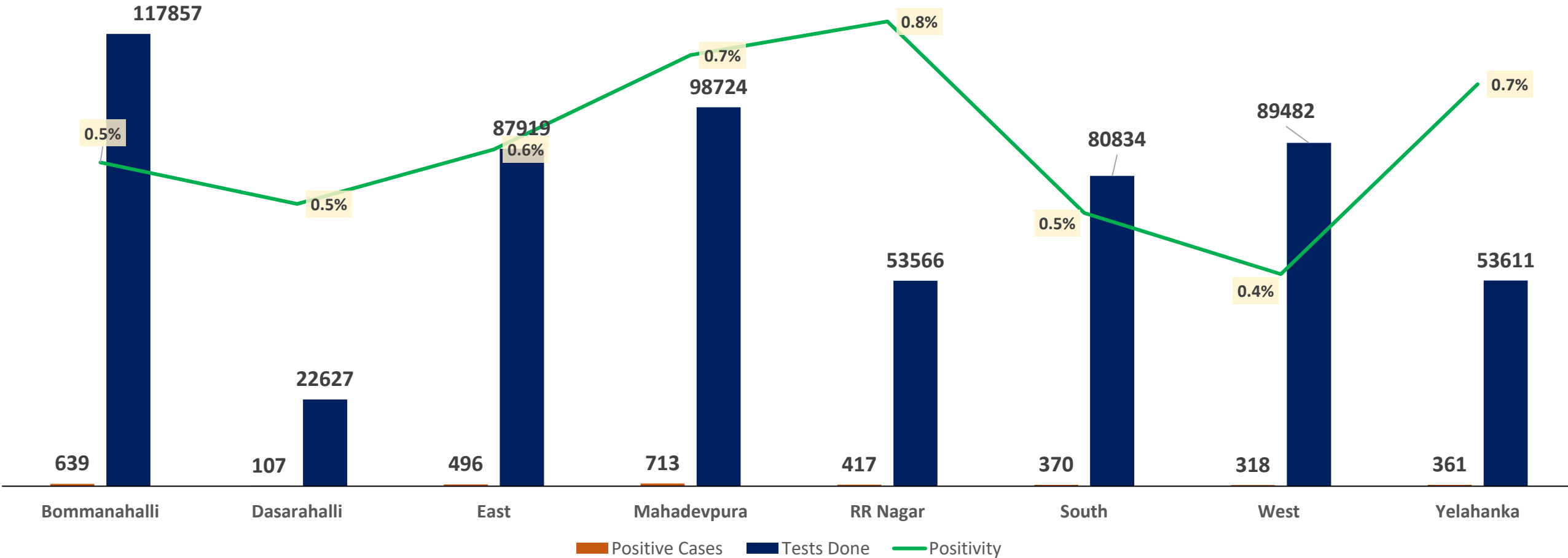


■ Total Positive Cases — Case Fatality Rate — Positivity Rate



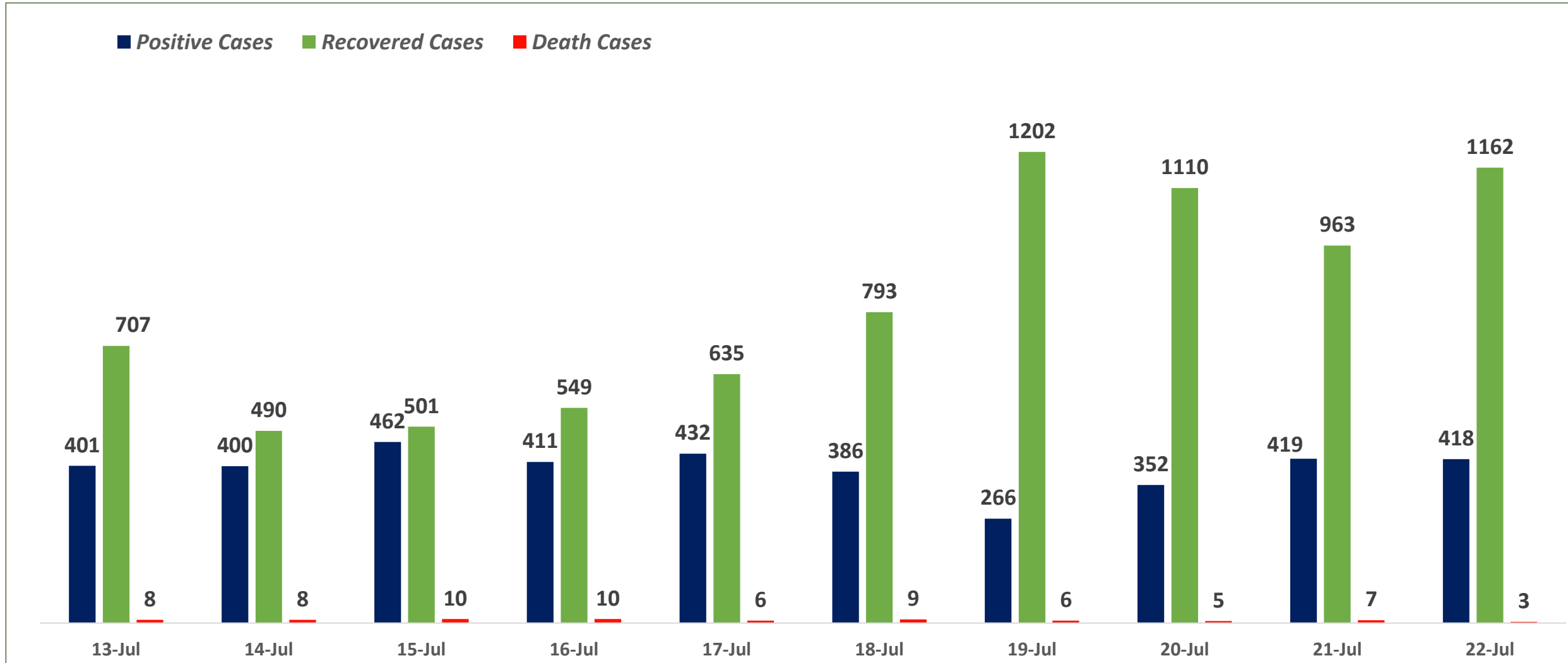


ZONE WISE POSITIVITY TREND IN LAST 10 DAYS





SNAPSHOT OF POSITIVE, RECOVERED AND DEATH CASES OVER LAST 10 DAYS ACROSS BBMP ZONES

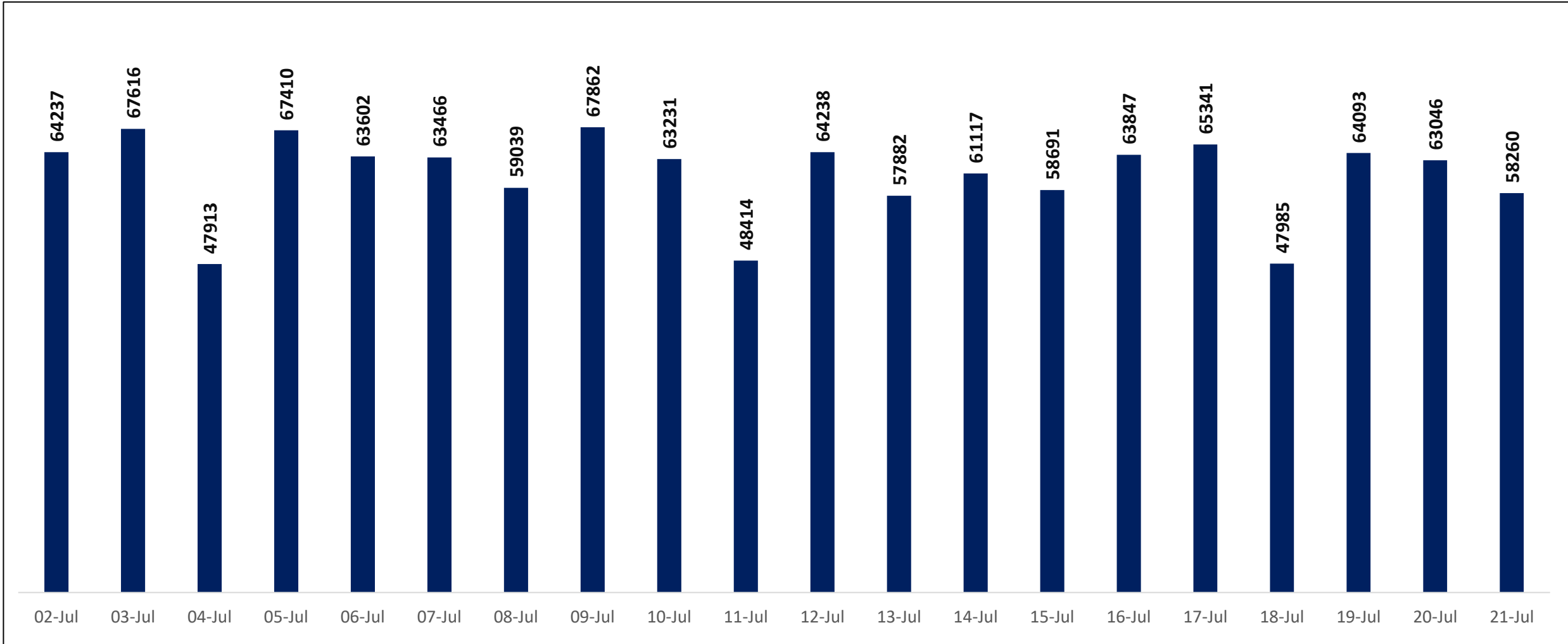




TESTING TRENDS IN BENGALURU

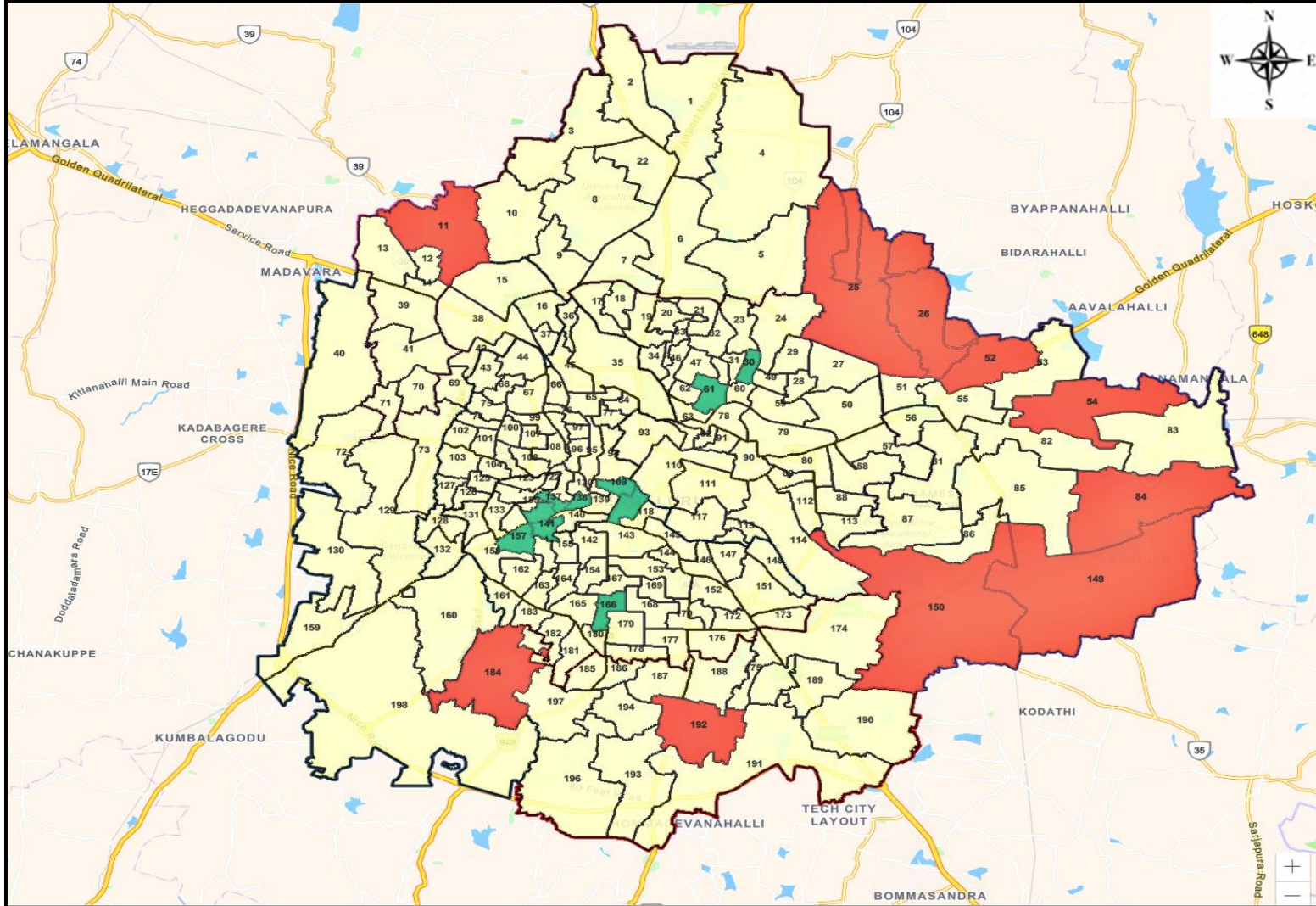


Total Test Conducted Till Date	Test Conducted Last 24 hours
1,61,12,286	58,260





BENGALURU URBAN MAP SHOWING TREND OF POSITIVE CASES IN LAST 10 DAYS



Top 10 wards with highest number of positive cases in last 10 days


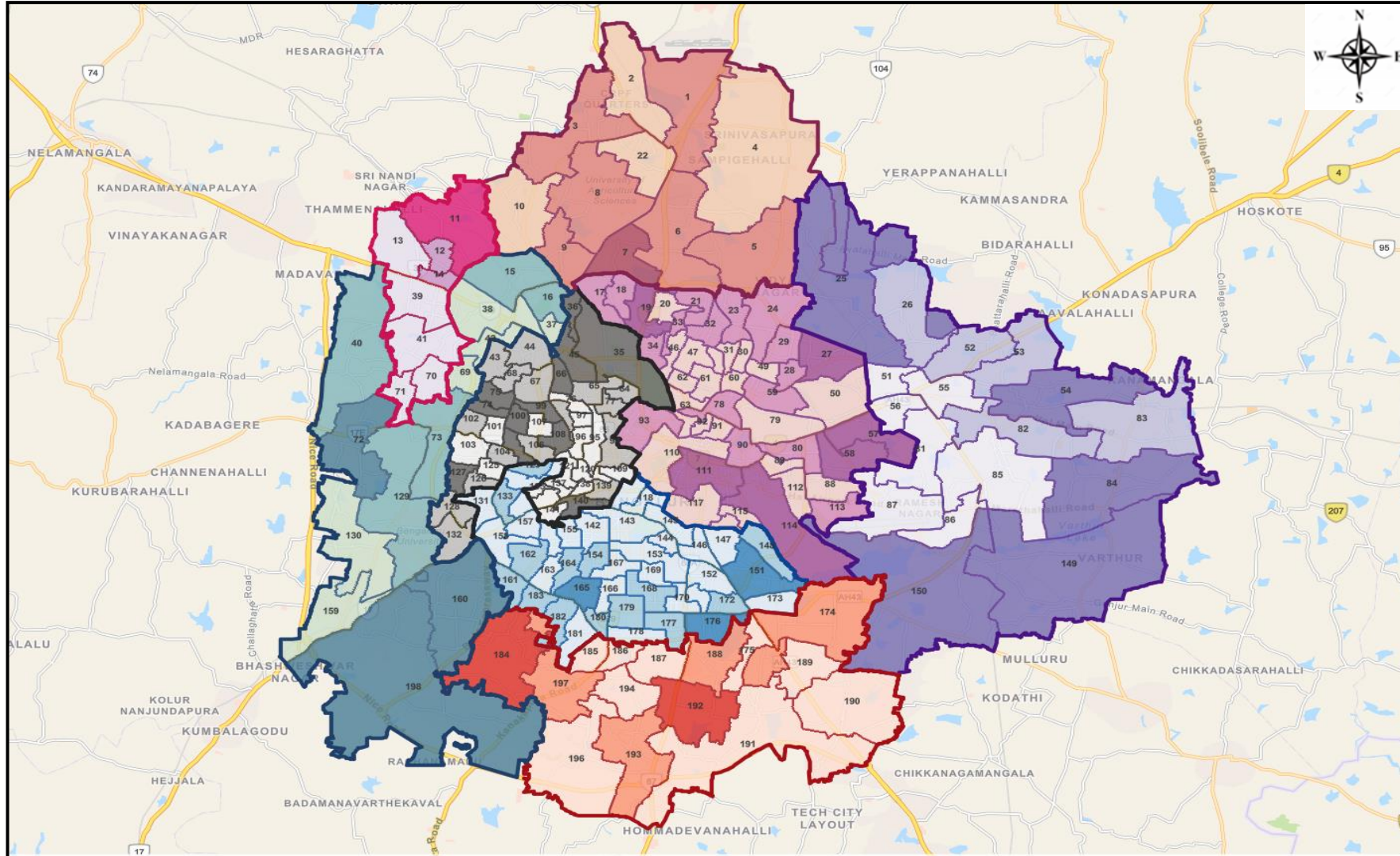
SN	Ward Number	Ward Name
1	11	Kuvempu Nagar
2	25	Horamavu
3	26	Ramamurthy Nagar
4	52	K R Puram
5	54	Hudi
6	84	Hagadur
7	149	Varthuru
8	150	Bellanduru
9	184	Uttarahalli
10	192	Begur

Wards reporting 0-1 cases in last 10 days

SN	Ward Number	Ward Name
1	30	Kadugondanahalli
2	61	S K Garden
3	109	Chickpete
4	119	Dharmaraya Swamy Temple
5	136	Jagajivanram Nagar
6	137	Rayapura
7	138	Chalavadipalya
8	141	Azad Nagar
9	157	Gali Anjaneya Temple
10	166	Karisandra



BENGALURU MAP SHOWING TREND OF WARD WISE POSITIVE CASES IN LAST 10 DAYS

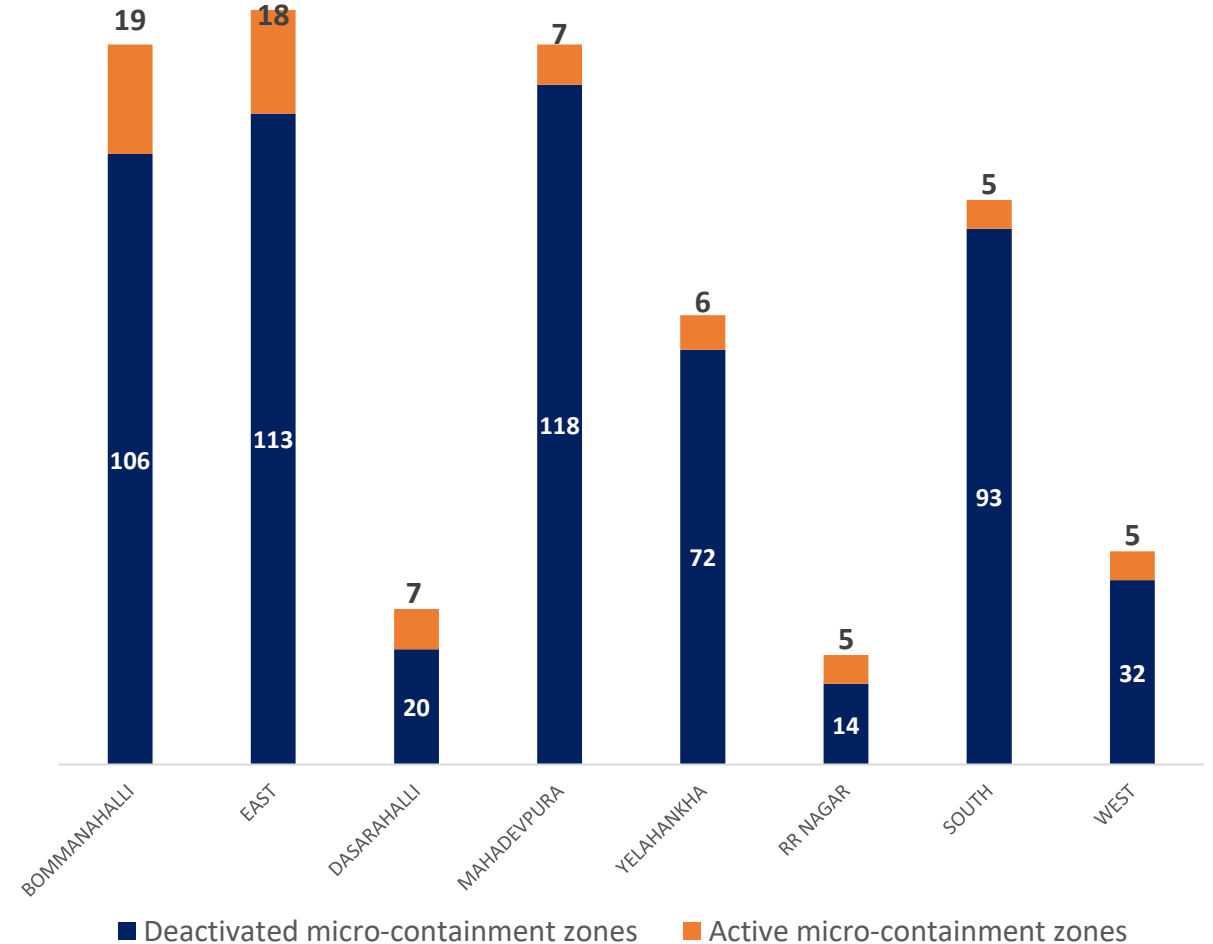




MICRO CONTAINMENT ZONE DETAILS

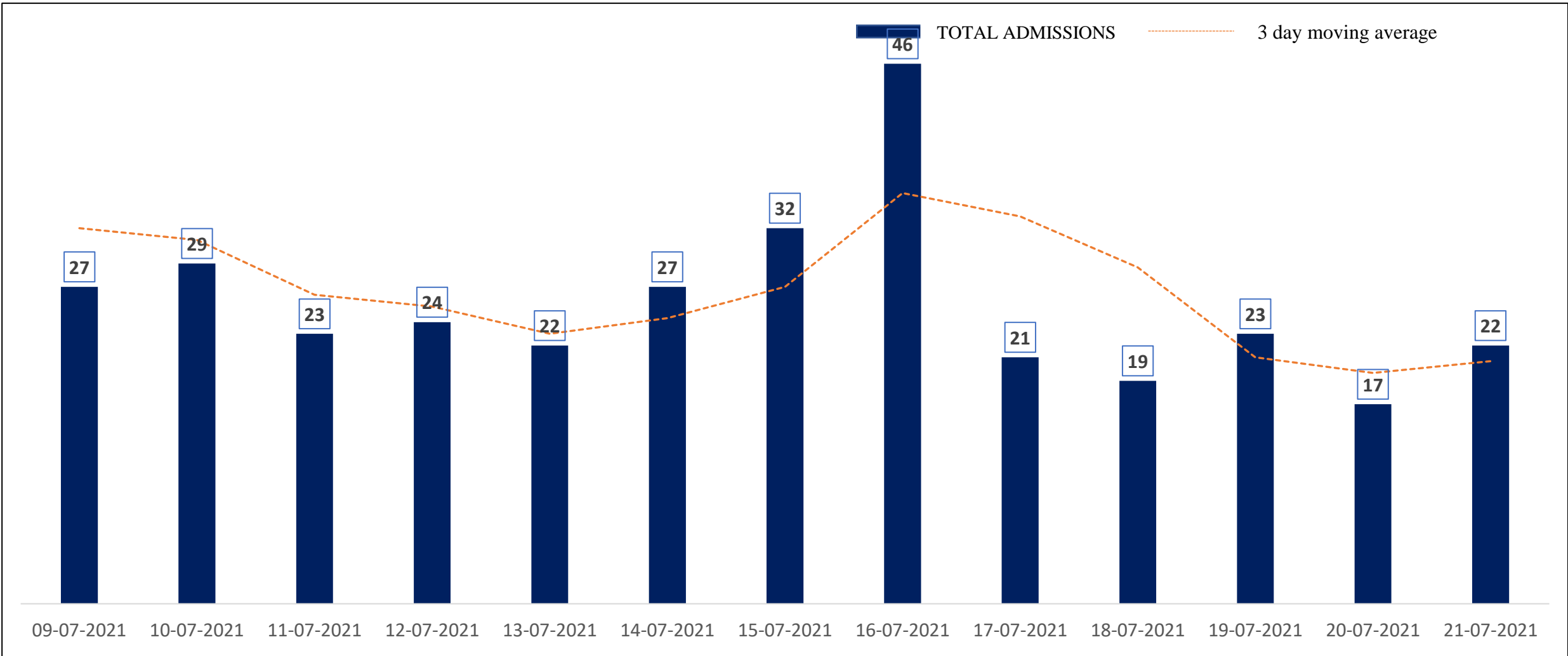


ZONE	TOTAL DECLARED	TOTAL DEACTIVATED	TOTAL ACTIVE
BOMMANAHALLI	125	106	19
EAST	131	113	18
DASARAHALLI	27	20	7
MAHADEVPURA	125	118	7
YELAHANKHA	78	72	6
RR NAGAR	19	14	5
SOUTH	98	93	5
WEST	37	32	5
TOTAL	640	568	72





HOSPITAL ADMISSIONS LAST 15 DAYS TREND



* Numbers as per Covid+ Hospital Bed Management System (CHBMS)

* Only Fresh Admissions considered



COVID BED STATUS AS ON 22.07.2021



SR. NO.	Facility Type	No. of Hospital	Total Allocated Beds for C+ Patients					Occupied Beds for C+ Patients					Net Available Beds for C+ Patients				
			Gen Beds	HDU	ICU Beds	ICU-V	Total	Gen Beds	HDU	ICU Beds	ICU-V	Total	Gen Beds	HDU	ICU Beds	ICU-V	Total
1	Government Medical Colleges	4	20	621	53	76	770	0	23	4	3	30	20	598	49	73	740
2	Government Hospitals	16	649	210	65	127	1,051	71	47	11	17	146	578	163	54	110	905
3	Private Medical Colleges	12	792	936	136	203	2,067	6	10	12	9	37	786	926	124	194	2,030
4	Private Hospitals	64	652	697	293	176	1,818	104	33	24	32	193	548	664	269	144	1,625
Total Beds		96	2,113	2,464	547	582	5,706	181	113	51	61	406	1,932	2,351	496	521	5,300

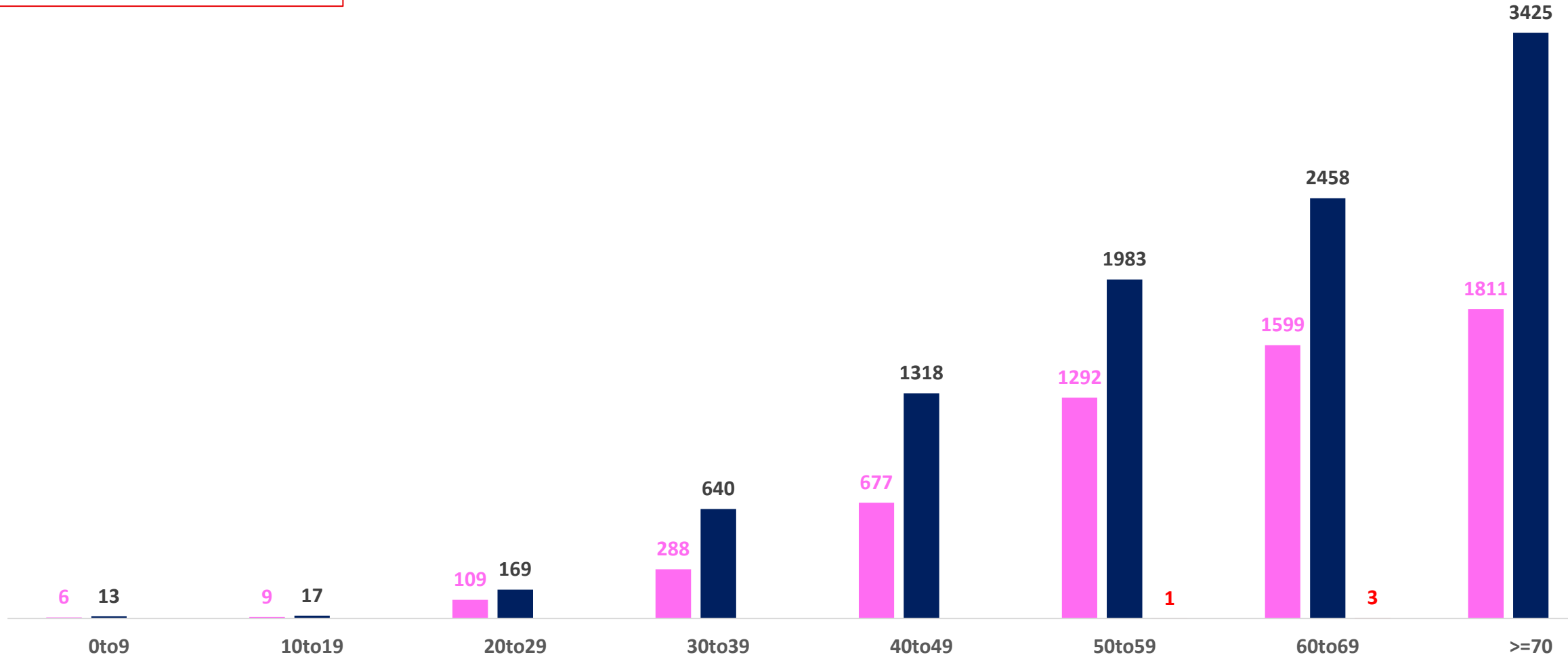


AGE AND GENDER WISE DISTRIBUTION OF DEATH CASES



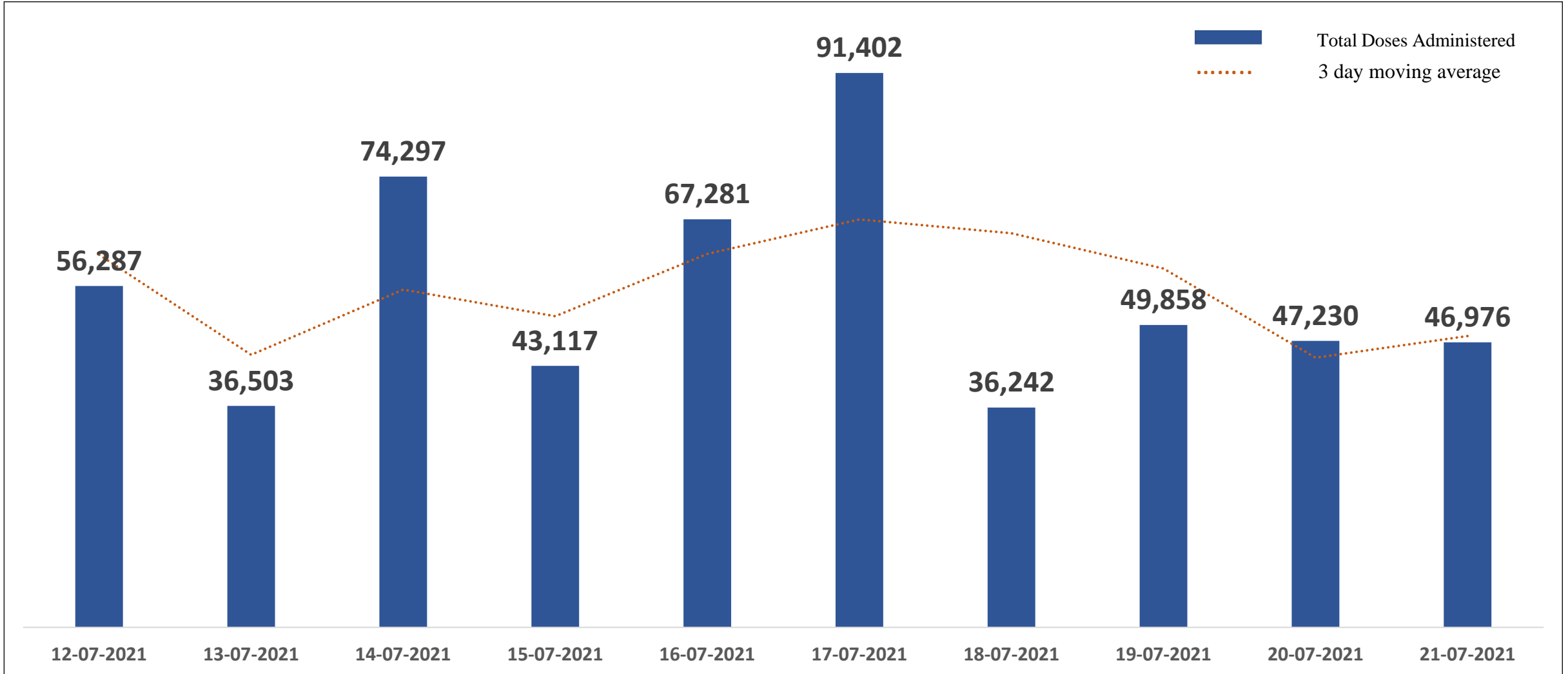
Death Cases: 15,818

Female Male Transgender





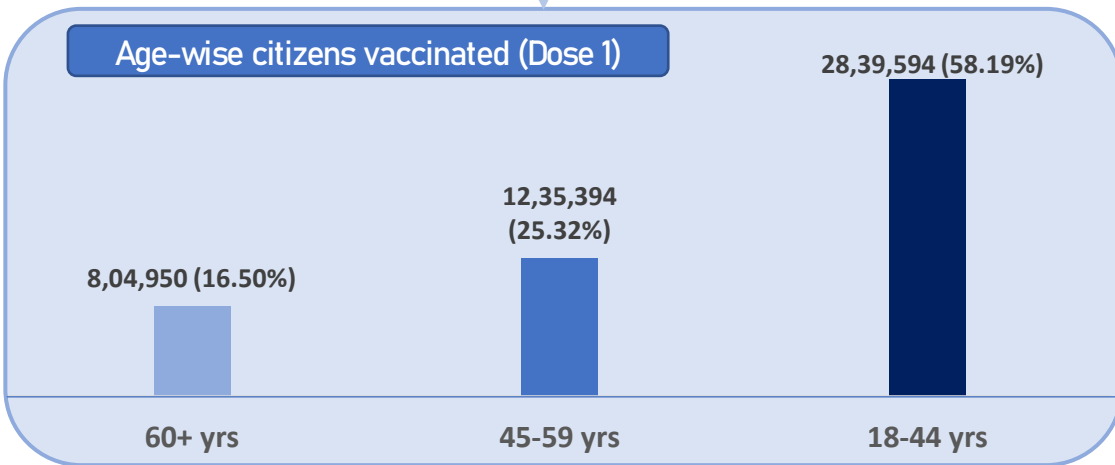
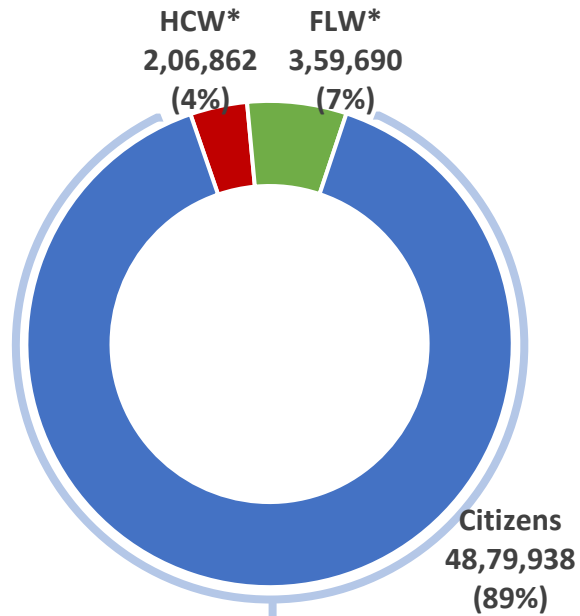
TOTAL VACCINE DOSES ADMINISTERED IN LAST 10 DAYS



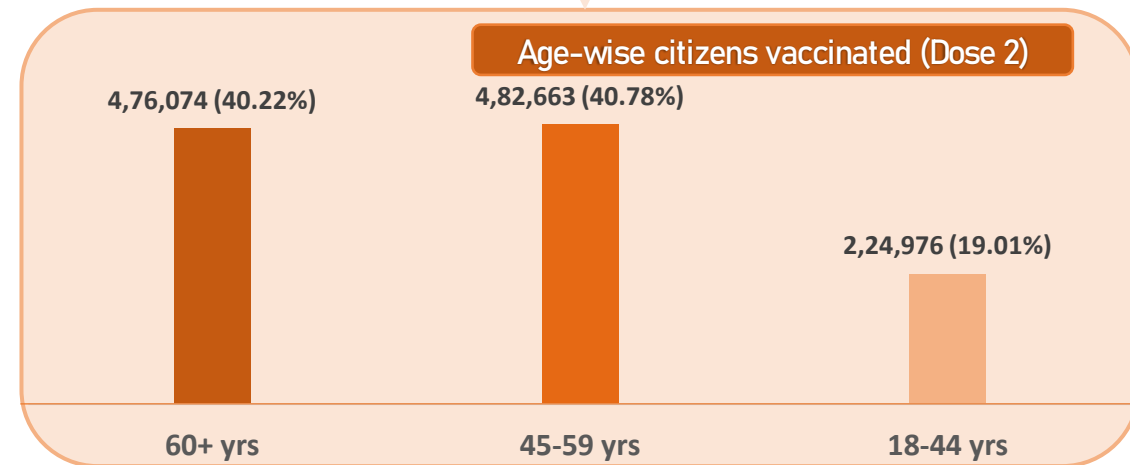
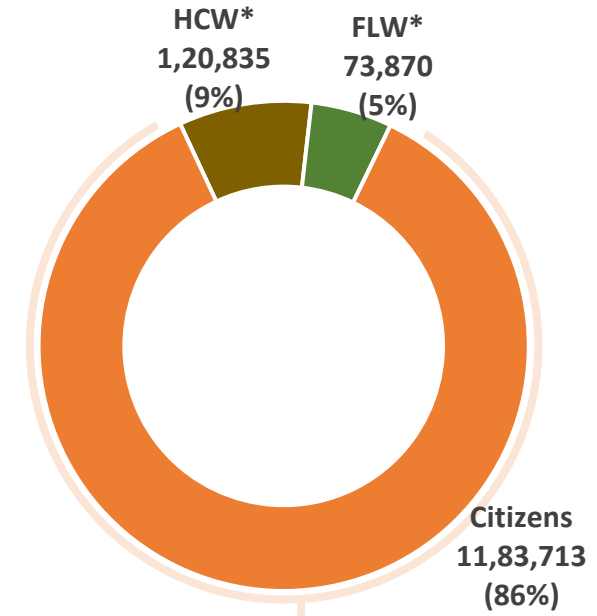


CATEGORY WISE CUMULATIVE VACCINATION IN BBMP

Dose 1



Dose 2



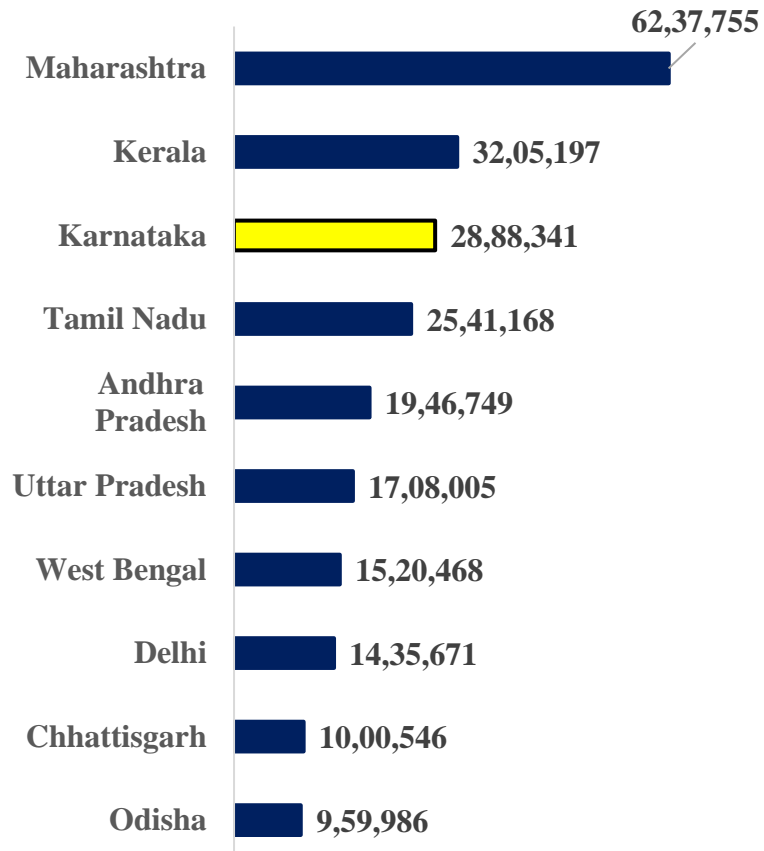
*HCW : Health Care Workers
 *FLW : Front Line Workers



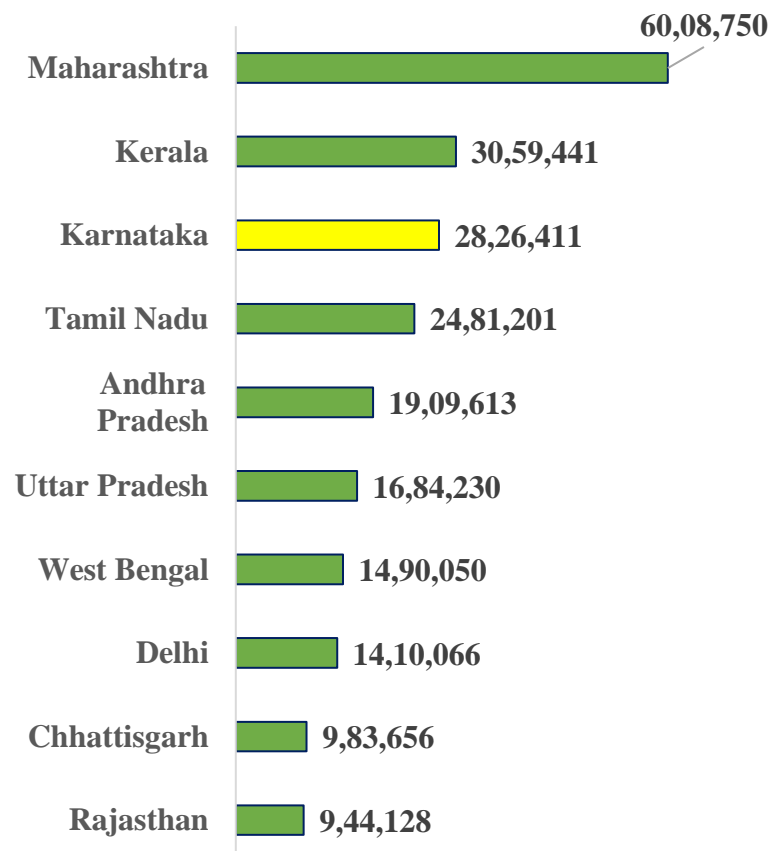
TOP 10 COVID19 AFFECTED INDIAN STATES



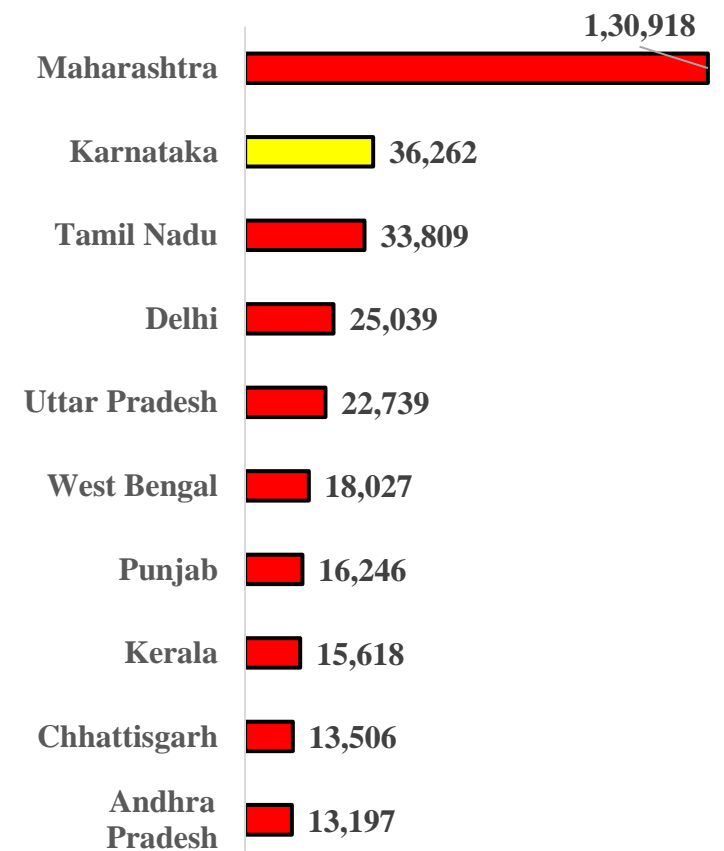
Total Positive Cases



Total Recovered Cases



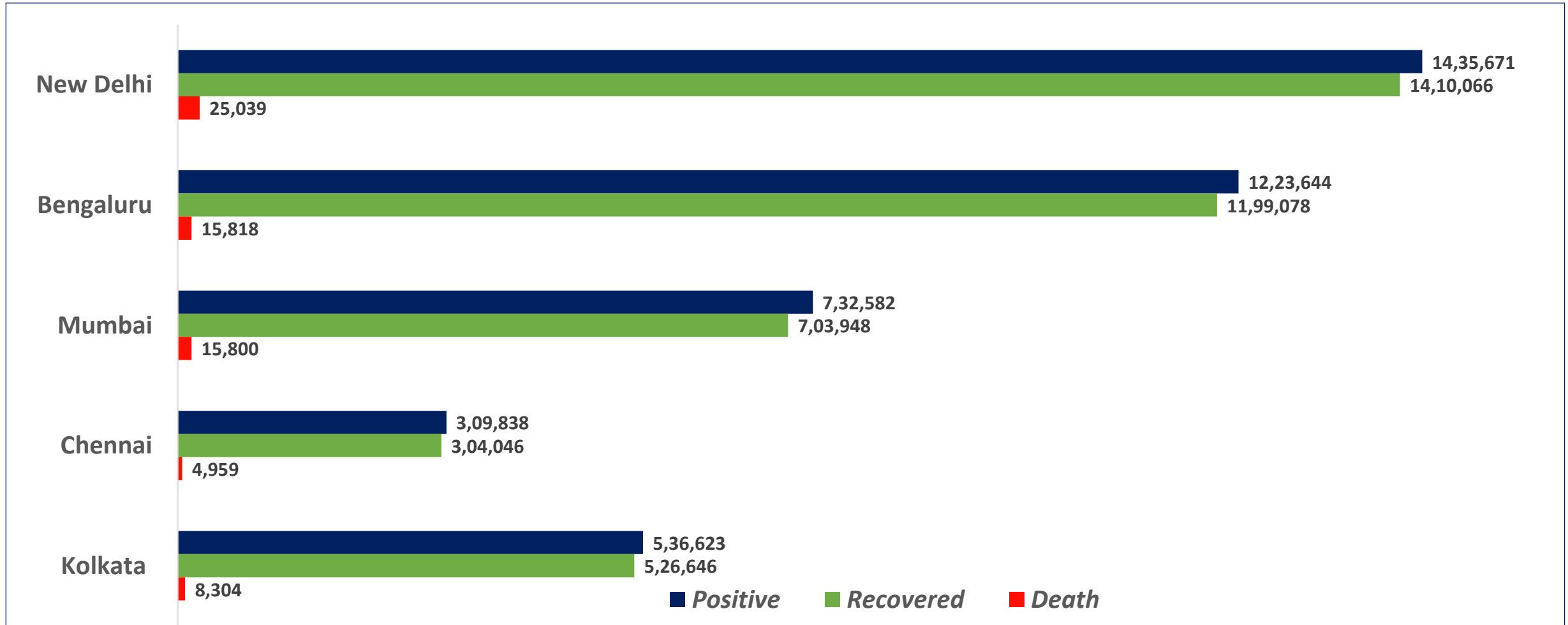
Total Death Cases



Source : <https://www.covid19india.org/> at 6:30 pm (22.07.2021)



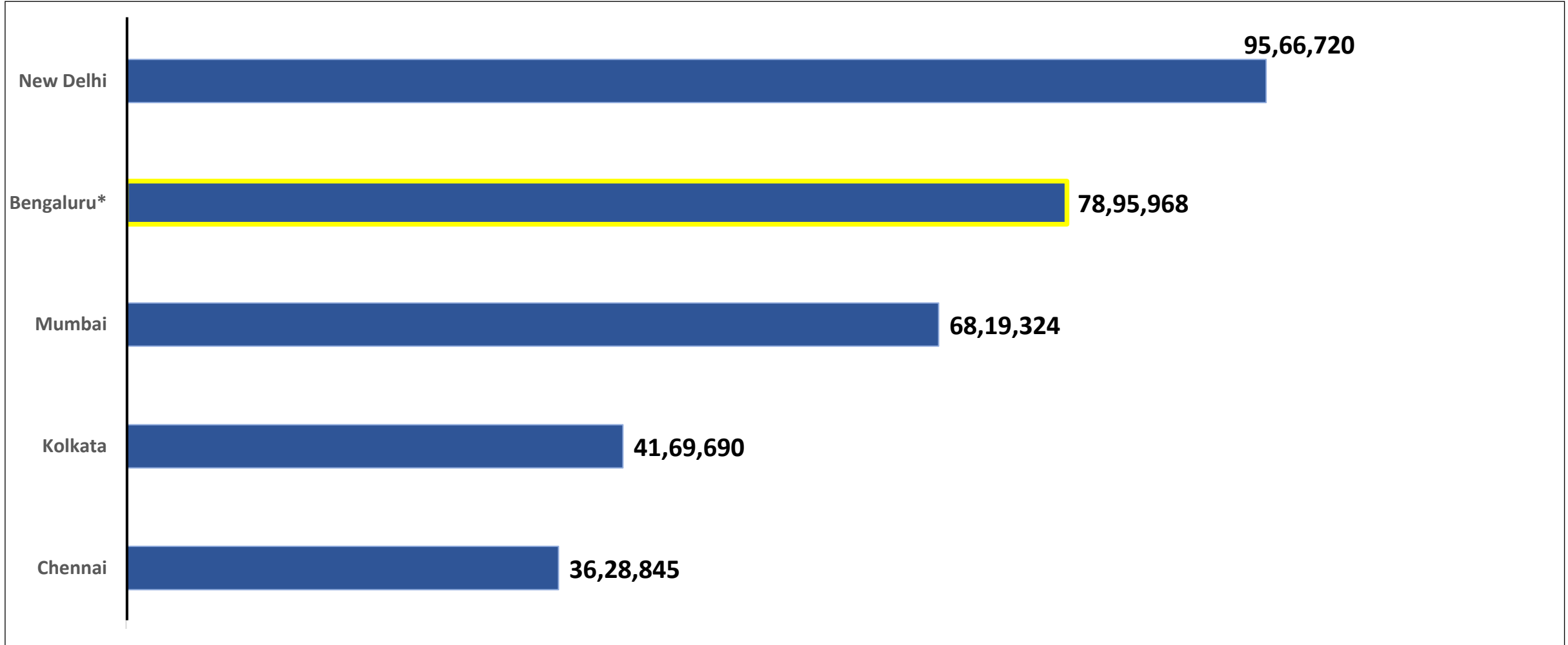
BENGALURU AND OTHER METROPOLITIAN CITIES



Source : <https://www.covid19india.org/> at 6:30 pm (22.07.2021)



VACCINE DOSES ADMINISTERED IN BENGALURU AND OTHER METROPOLITAN CITIES



Source : <https://dashboard.cowin.gov.in/> at 6:30 pm (22.07.2021)

*includes BBMP & Bengaluru Urban



SNAPSHOT OF COVID-19 CASES IN BENGALURU URBAN



**Total Wards With
< =10 Cases* :
104**

**Tests Conducted
On 21.07.2021:
58,260**

**Recovery
Rate:
97.99%**

**Total
Active Cases :
08,748**

**Total Vaccinated on
21.07.2021:
46,976**

**Positivity
Rate* :
0.64%**

**Active
Rate:
0.71%**

**Case
Fatality Rate* :
1.71%**



*Total positive cases In the past 10 days

*CFR and positivity is for Past 7 days



ಬೃಹತ್ ಬೆಂಗಳೂರು ಮಹಾನಗರ ಪಾಲಿಕೆ
Bruhat Bengaluru Mahanagara Palike



Download BBMP Bulletin	https://apps.bbmpgov.in/covid19/mediabulletin.php
For BBMPCovid19 Bed Status:	https://apps.bbmpgov.in/covid19/en/Bedstatus.php
To register for vaccination :	https://selfregistration.cowin.gov.in/
BBMP COVID19 Dashboard:	https://apps.bbmpgov.in/covid19/
Follow us on:	 www.facebook.com/bbmp.comm1/
	 twitter.com/BBMPCOMM

Issued by:

Honorable Chief Commissioner, BBMP
Special Commissioner Health & IT, BBMP
MD, Bengaluru Smart City Limited

THANK YOU !



ಆರೋಗ್ಯ ಮತ್ತು ಕುಟುಂಬ ಕಲ್ಯಾಣ ಇಲಾಖೆ

ಬಾಹುಬಲ

ಲಸಿಕೆ ಹಾಕಿಸಿಕೊಳ್ಳಿ.
ಕೊರೋನಾ ವಿರುದ್ಧದ ಹೋರಾಟದಲ್ಲಿ
ಬಾಹುಬಲ ಆಗಿರಿ.

ಹೆಚ್ಚಿನ ಮಾಹಿತಿಗಾಗಿ 24X7 ಉಚಿತ ಆರೋಗ್ಯ ಸಹಾಯವಾಣಿ 104 ಕ್ಕೆ ಕರೆ ಮಾಡಿ

ಎಲ್ಲರಿಗೂ ಆರೋಗ್ಯ ಎಲ್ಲೆಡೆಯೂ ಆರೋಗ್ಯ